

How to Drive Through a Roundabout

LARGE TRUCKS

(WITH SEMI-TRAILERS)

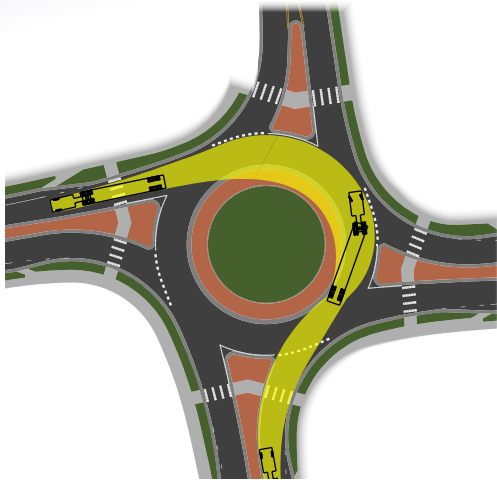
Observe all standard road rules,
including yielding to pedestrians in crosswalks.

As truck drivers navigate a roundabout, their trailer will sometimes track onto mountable surfaces such as the **truck apron**.

The **truck apron** is a raised concrete area designed specifically for large trucks to use.

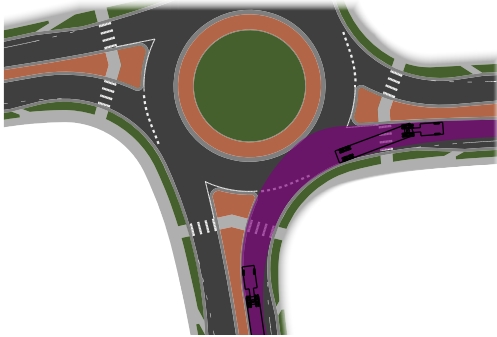
Trucks may use **all available space**, especially on smaller roundabouts.

Drivers must be aware of other vehicles at all times.



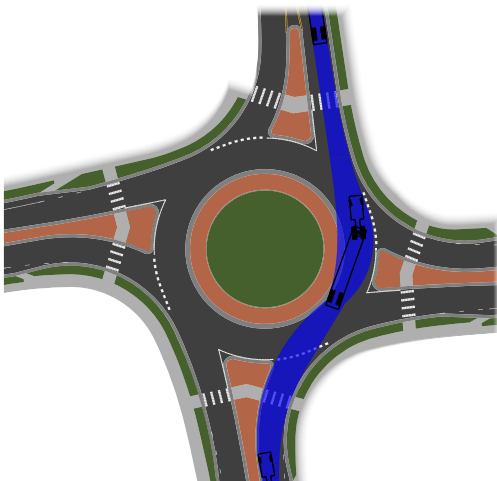
Making a **LEFT TURN**

1. Slow down.
2. Read advance signing for your destination.
3. Yield to pedestrians at the crosswalk.
4. When clear, enter the roundabout, keeping in mind the trailer may off-track onto the mountable **truck apron** while circulating.
5. Yield to pedestrians at the crosswalk as you exit.



Making a **RIGHT TURN**

1. Slow down.
2. Read advance signing for your destination.
3. Yield to pedestrians at the crosswalk.
4. Just like any right turn, trucks may need more space. In some instances, drivers may need use the **truck apron** to complete the turn.
5. Yield to pedestrians at the crosswalk as you exit.



Making a **THROUGH MOVEMENT**

1. Slow down.
2. Read advance signing for your destination.
3. Yield to pedestrians at the crosswalk.
4. When clear, enter the roundabout, keeping in mind the trailer may off-track onto the mountable **truck apron** while circulating.
5. Yield to pedestrians at the crosswalk as you exit.

